



FASTFACTS

FALL 2018

HEADCOUNT ENROLLMENT

1,682



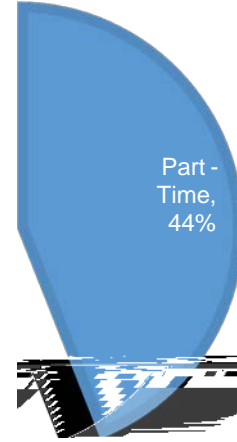
54%
Female

46%
Male

RACE OF STUDENTS

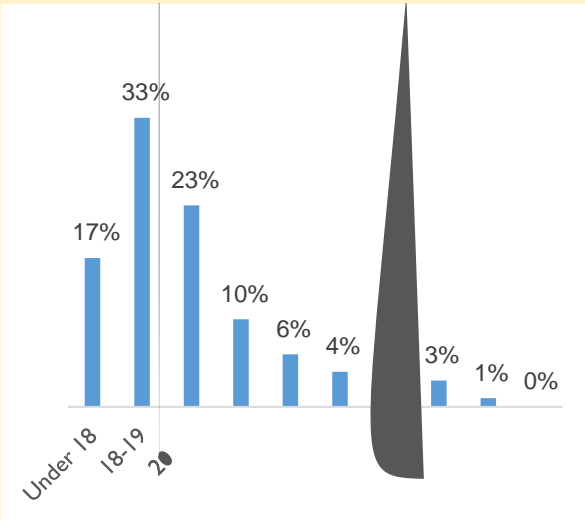
BLACK.....	20%
WHITE.....	76%
2 OR MORE RACES.....	1%
OTHER/UNKNOWN.....	2%

ENROLLMENT STATUS



Student Classification

First-Time Freshman	376
Other Freshman	424
Sophomores	418
Dually Enrolled HS	454
Transient/Audit Only	10



Average Age: 21.8 years

Residency Status of Students





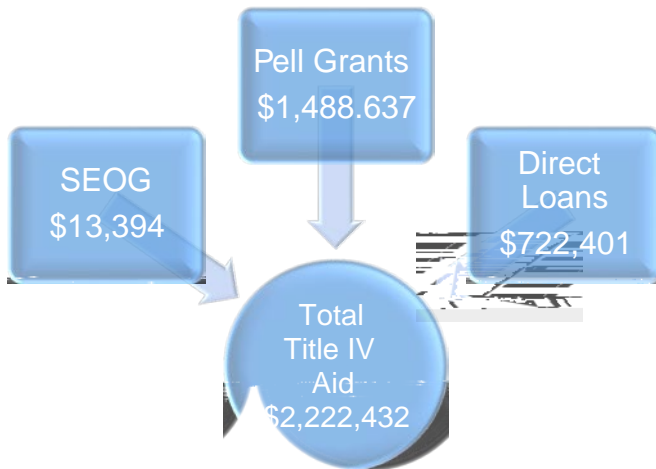
FASTFACTS

FALL 2018

Percentage of Students Receiving Financial Aid

74%

Title IV Financial Aid



Athletic Aid

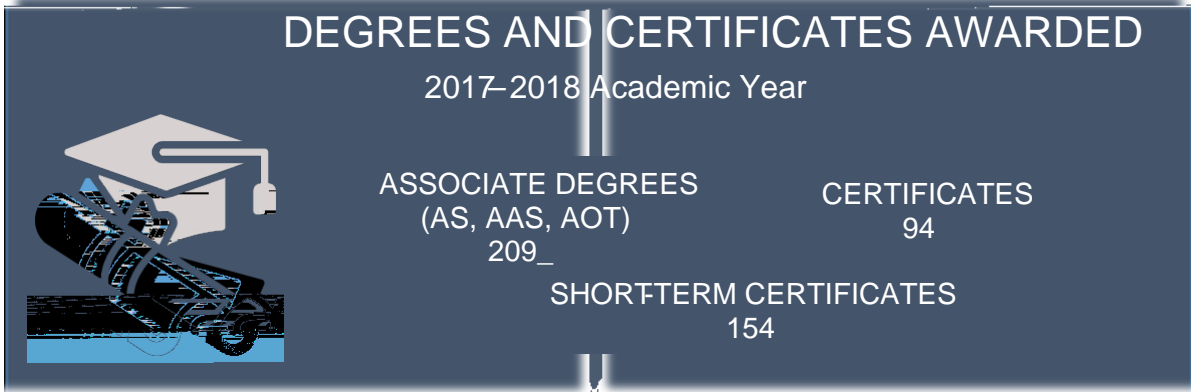
Baseball	<ul style="list-style-type: none"> • 19 Scholarship Awards • Average Scholarship Award \$4,301 • Total Scholarship Awards \$81,728
Golf	<ul style="list-style-type: none"> • 8 Scholarship Awards • Average Scholarship Award \$3,777 • Total Scholarship Awards \$30,214
Softball	<ul style="list-style-type: none"> • 21 Scholarship Awards • Average Scholarship Award \$2,952 • Total Scholarship Awards \$61,989
Womens Tennis	<ul style="list-style-type: none"> • 5 Scholarship Awards • Average Scholarship Award \$3,450 • Total Scholarship Awards \$17,247
Athletic Managers	<ul style="list-style-type: none"> • 5 Scholarship Awards • Average Scholarship Award \$2,489 • Total Scholarship Awards \$9,954

Title IV Aid	# of Awards	Average Award
Pell Grant	662	\$2,246
Supplemental Educational Opportunity Grant (SEOG)	32	\$419
Direct Loans	253	\$2,855



FASTFACTS

FALL 2018



College Mission

Central Alabama Community College promotes student success in comprehensive and diverse academic and career learning environments to