



FASTFACTS

FALL 2022

HEADCOUNT ENROLLMENT

1,777



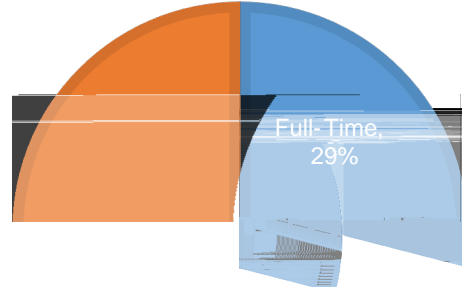
58%
Female

42%
Male

RACE OF STUDENTS

- BLACK.....19%
- WHITE.....71%
- 2 OR MORE RACES.....4%
- OTHER/UNKNOWN.....5%

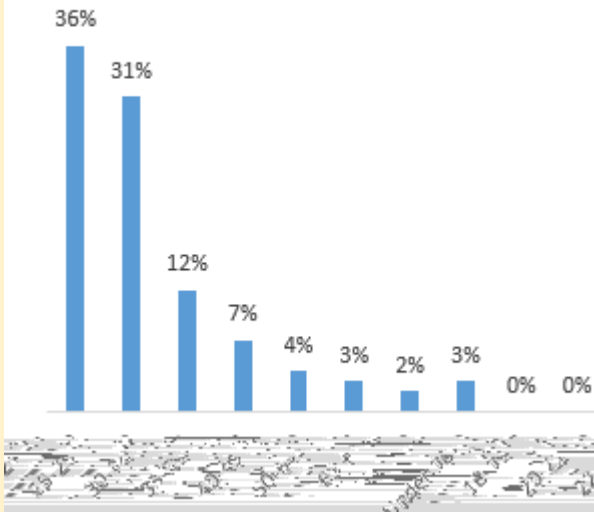
ENROLLMENT STATUS



Credit Hours Produced


Status	Headcount	Credit Hours
Full-time	514	7,049
Part-time	1,263	6,523

Age of Students



Average Age: 20.6 years

Student Classification



esi • ency • us




FASTFACTS

FALL 2022

Percentage of Students Receiving Financial Aid

66%

Title IV Financial Aid



Athletic Aid

Baseball

- 24 Scholarship Awards
- Average Scholarship \$3,755
- Total Scholarship Awards \$90,119

Title IV Aid	# of Awards	Average Award
--------------	-------------	---------------

Pell Grant	494	\$2,402
Supplemental Educational Opportunity Grant (SEOG)	109	\$ 250
Federal Work Study	8	\$1,136
Direct Loans	421	\$1,199

Career-Tech Dual Enrollment Scholarships




FASTFACTS

FALL 2022

DEGREES AND CERTIFICATES AWARDED

2020-2021 Academic Year



ASSOCIATE DEGREES
(AS, AAS, AOT)
209_

CERTIFICATES
49

SHORT TERM CERTIFICATES
217